

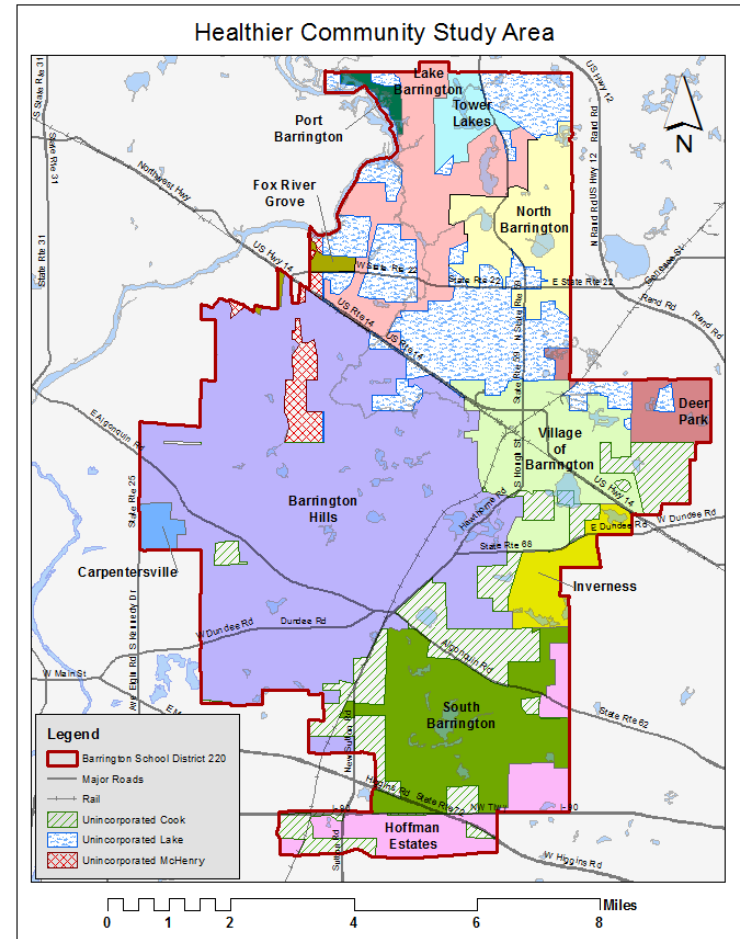


2022 Healthier Barrington Study



Today's Presentation

- Project Overview
- Demographics Highlights
- Community Resident Survey
- Focus Groups
- Not-for-Profit Survey



Barrington Study Methodology

Demographic Study

- Completed by Advocate Good Shepherd Community Health Department

Non-Profit Survey (NEW)

- Jan-Feb 2022
- Identify impact of COVID-19 on non-profit community organizations

Community Resident Survey

- Survey live from Jan 25 – April 1, 2022
- English & Spanish
- Convenience sample
- Respondents represent individuals, NOT individual households

Focus Groups

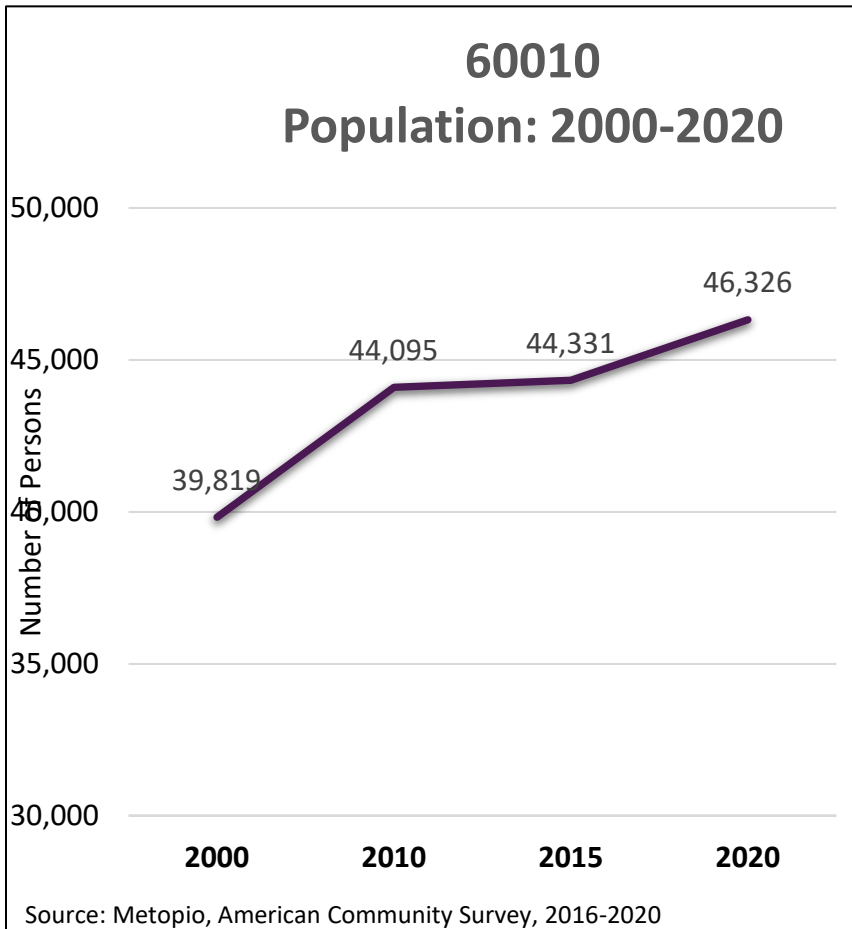
- 2 Community resident focus groups - 1 English, 1 Spanish
- 1 Business leader focus group (NEW)
- Conducted in April 2022



2022 Healthier Barrington Study

DEMOGRAPHIC STUDY HIGHLIGHTS

Population



16.3% increase in population in 20 years

Age Characteristics

<u>Median Age 2020</u>	<u>Largest Age Groups</u>
46.7 years	55-59 years 50-54 years

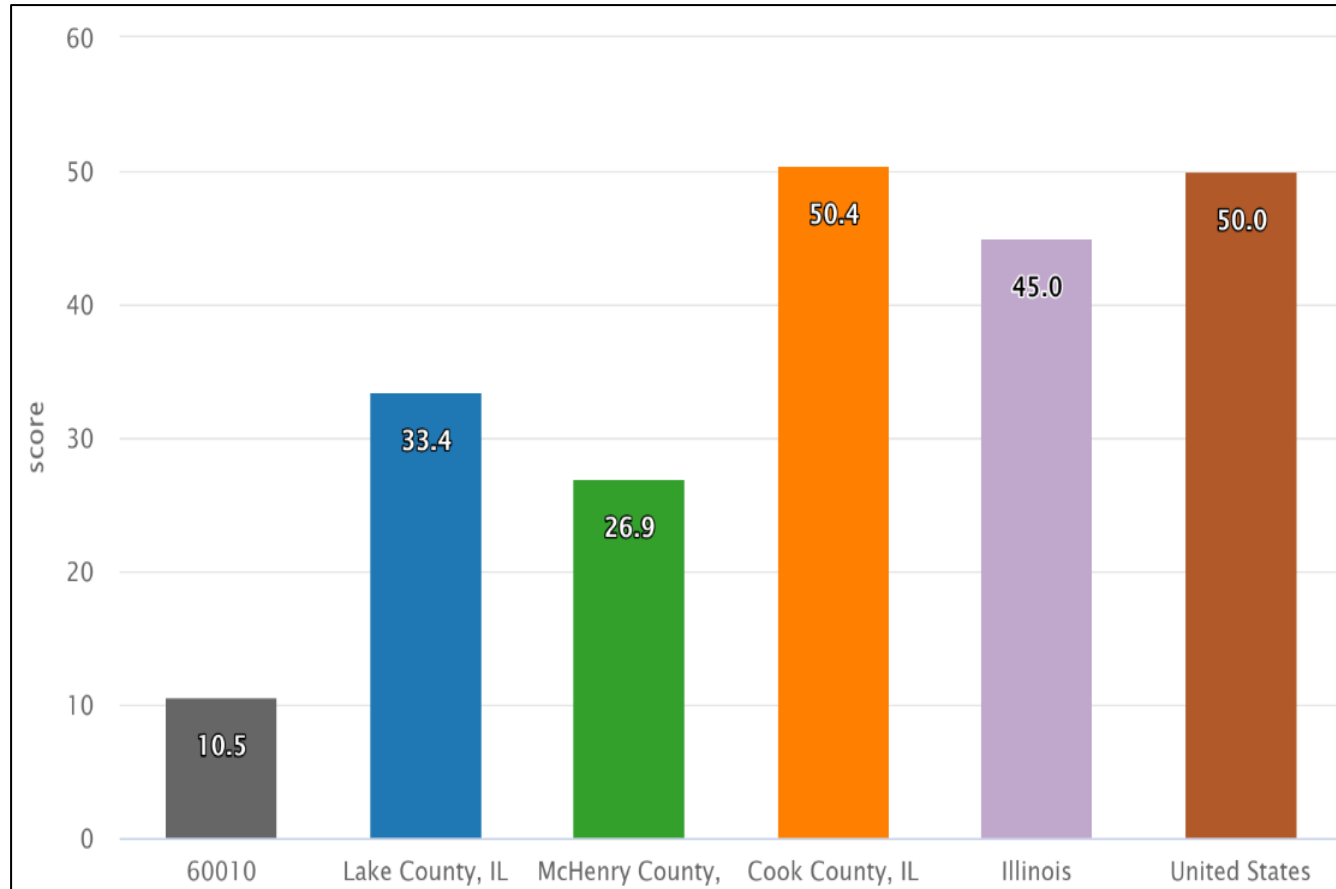
Race and Ethnicity

82%	White
14%	Asian or Pacific Islander
1%	Non-Hispanic Black/African American
2%	2 or more races
1%	Other
4%	Hispanic ethnicity

Source: Metopio, American Community Survey, 2016-2020

Hardship Index

- The Hardship Index is a composite score reflecting hardship in the community (higher values indicate greater hardship).
- Unemployment,
- Age dependency
- Education
- Per capita income
- Crowded housing
- Poverty



Source: Metopio, American Community Survey, 2016-2020

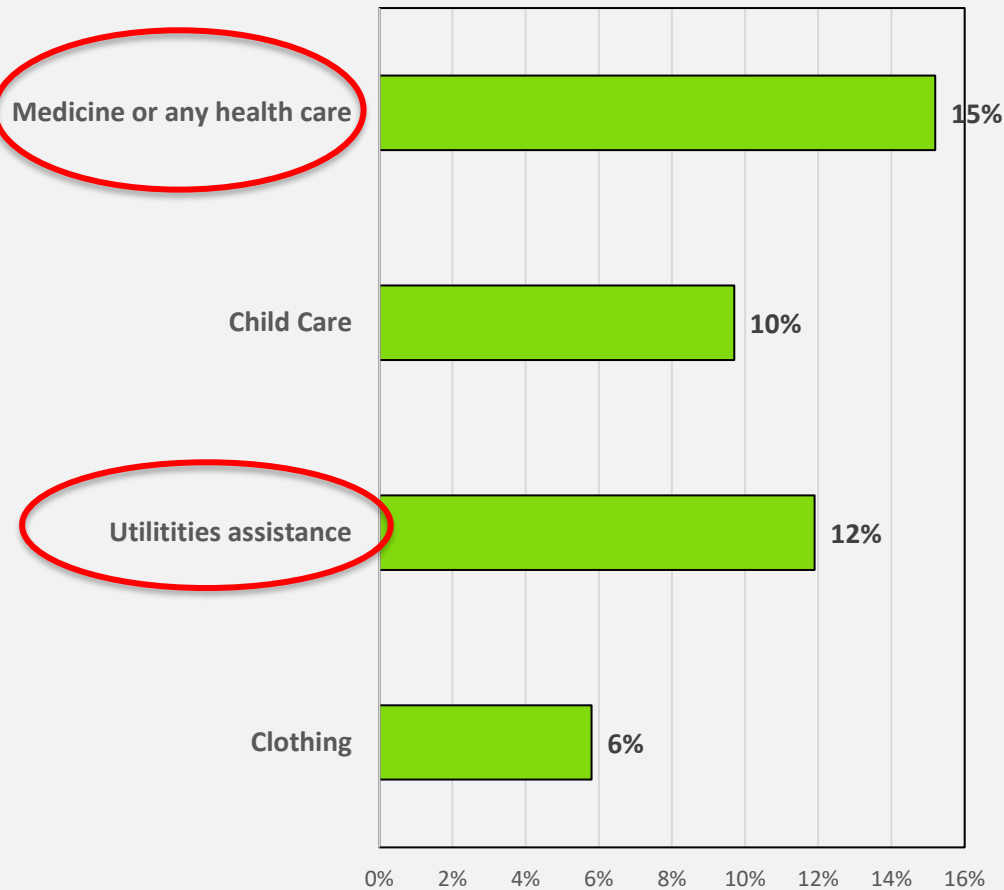


2022 Healthier Barrington Study

COMMUNITY SURVEY HIGHLIGHTS

Household Finances

Resources Household was Unable to Obtain in Past Year When Needed (n=607)



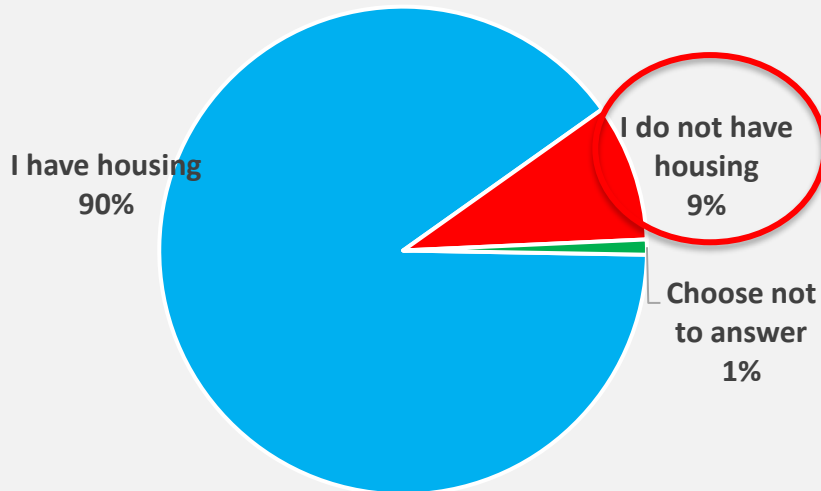
Difficulty Paying Expenses

- ✓ 18% had difficulty paying for housing
 - (13% in 2017)
- ✓ 19% had difficulty paying other expenses besides housing
 - (17% in 2017)
- ✓ For those who were unable to obtain utility assistance (n=72)
 - 64% had utilities shut off or disconnected

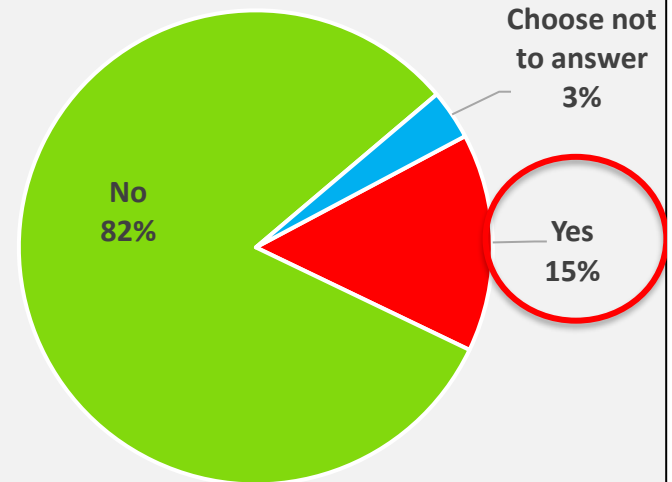


Housing at Time of Survey

Housing Situation (n=624)



Worried about Losing Your Housing (n=617)





2022 Healthier Barrington Study

HEALTH CARE

Health Insurance

Health Insurance

- ✓ **7% had 1 person in household not covered by health insurance**
 - (2.9% in 2017)
- ✓ **3% had 2 or more people in household with no health insurance**
 - (1.1% in 2017)
- ✓ **Of those not covered by health insurance, 1/3 are school-age children**

Reasons Lack Health Insurance

- ✓ **46% premiums too high**
- ✓ **43% said don't get sick/don't need insurance**
- ✓ **19% deductibles too high**
- ✓ **19% need help getting insurance**
- ✓ **13% lost job due to COVID-19**

Health Care Delayed in Last Year

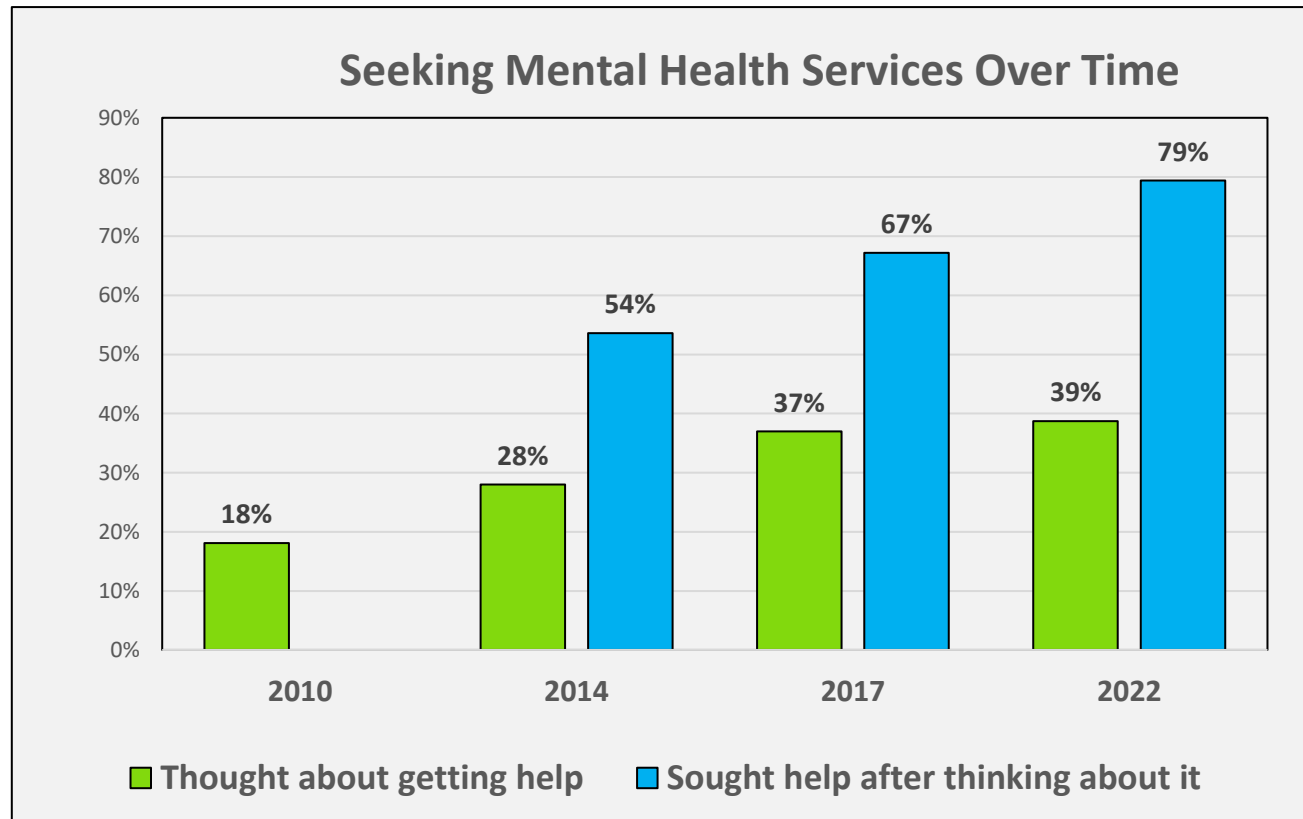
Reasons Delayed Health Care

- 24% delayed **dental care and other health care services** due to COVID-19
- 13% delayed **behavioral or mental health** care due to availability and 12% due to cost
- 7% delayed buying or taking **prescription medications** due to cost and 10% due to availability



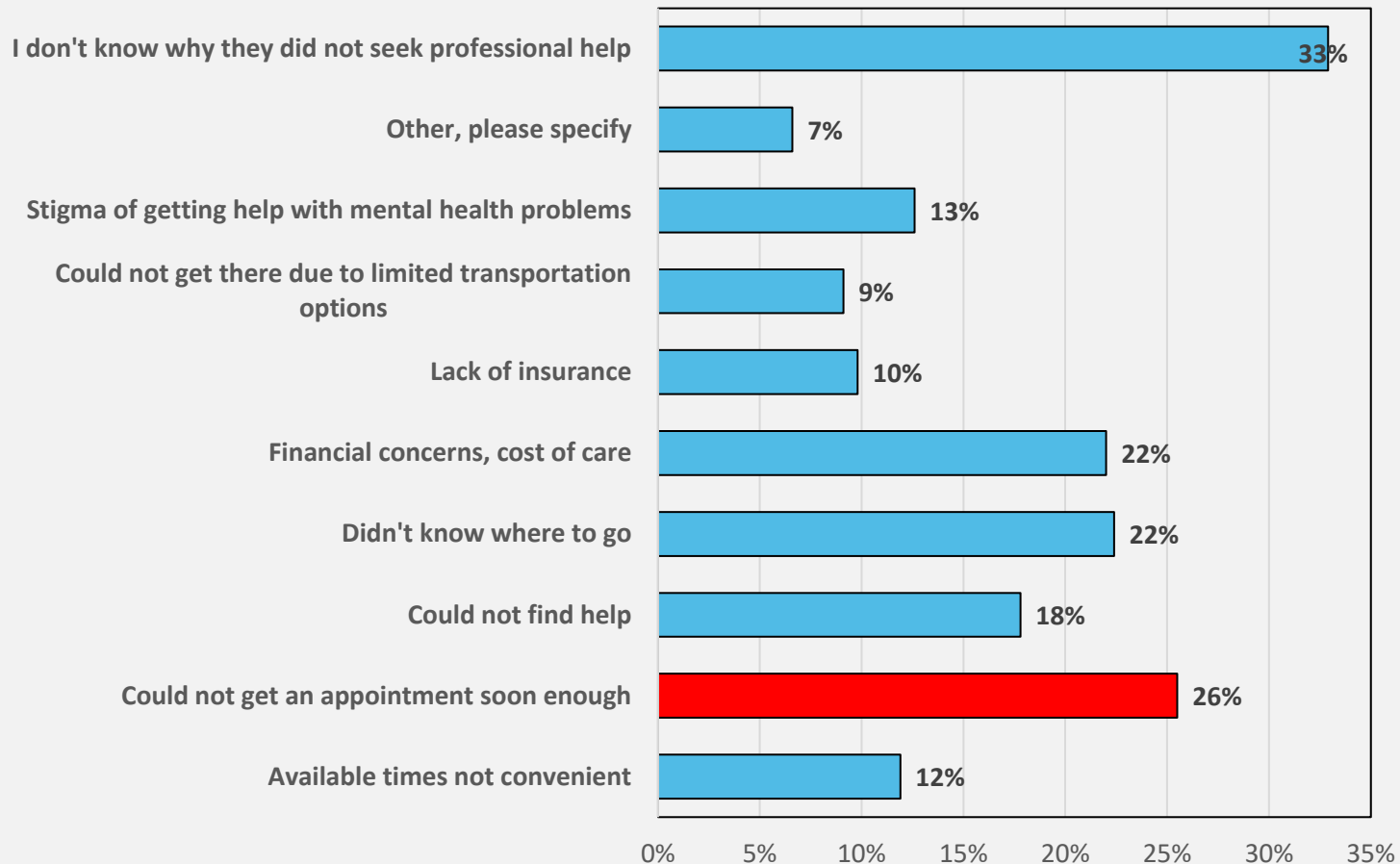
Seeking Mental Health Services Over Time 2010-2022

The proportion of people who thought about getting help for mental health and those who sought help has been increasing since 2010.



Reasons for Not Seeking Professional Help

Reasons Why Person Needing Health Services Did Not Seek It
(n=286)



Top Reasons

- Could not get appointment soon enough
- Financial concerns/cost
- Didn't know where to go

Alcohol and Drug Use

Alcohol Use

- ✓ 26% of respondents drink alcohol 2-4 times per month
- ✓ 6% increased how often they drink alcohol since March of 2020, but have since stopped
- ✓ 21% of respondents increased how often they drink alcohol since March 2020

Drug Use

- ✓ In the past 12 months, 12% of respondents have used prescription drugs for non-medical reasons
- ✓ 6% used prescription drugs for non-medical reasons monthly, 2% weekly and 1% daily doing so monthly
- ✓ 7% said that they had used illegal drugs once or twice in the last year
 - ✓ 4% indicated they did so monthly
 - ✓ 1% indicated they did so weekly

Top Issues – Youth and Community

Top Issues for Youth 2022

- Anxiety
- Depression
- Pressure to succeed
- Bullying
- Learning disabilities

Top Issues for Youth 2017

- Anxiety
- Pressure to succeed
- Overscheduled
- ADD/ADHD
- Bullying

Identified as Major Issue 2022

- Age related concerns
- Mental health (anxiety, depression)
- Intolerance of differing viewpoints

Identified as Major Issue 2017

- Traffic Control
- Youth Substance use
- Property Tax Equity

- ✓ 42% of respondents have someone younger than age 18 years in their household



2022 Healthier Barrington Study

FOCUS GROUPS SUMMARY

Focus Group Top Issues

Community Resident Focus Group Top Issues Raised

- Anxiety, mental health issues
- Isolation/importance of social connections
- Effect on youth, lack of activities
- Importance of physical and mental health
- How children had to learn when schools were virtual
- Differences in opinions – political and not political
- Desire for information to be easily accessible and credible

Business Leader Focus Group Top Issues Raised

- The ability to pivot, be adaptable and flexible
- Staffing
- Costs
- Supply chain issues
- Safety
- Personal connections
- Have more formal sustainability plans in place now



2022 Healthier Barrington Study

NON-PROFIT SURVEY SUMMARY



Non-profit Survey

Conclusions



Organizations reported an increase in demand for services since March 1, 2020. The increased demand for services is expected to continue into 2022 for many organizations.



COVID-19 had a significant impact on 53.6% of Barrington area non-profits in 2021 and **the pandemic continues to have a significant impact on 50% of the organizations.**



COVID-19 had an impact on revenue; the most commonly reported impacted revenue streams were special event revenue, fees for service/earned revenue, revenue from corporate grants/sponsorships and individual giving.



Looking ahead, nonprofits would prefer to see the following supports from funding partners:

- ✓ General operating funding opportunities
- ✓ Released restrictions on project grants
- ✓ New opportunities for project funding
- ✓ Simplified applications



UNIVERSITY OF ILLINOIS
COLLEGE OF MEDICINE
ROCKFORD

Questions?

